

FORM NO. MGT-7

[Pursuant to sub-Section(1) of section 92 of the Companies Act, 2013 and sub-rule (1) of rule 11of the Companies (Management and Administration) Rules, 2014]



सत्यमेव जयते

Annual Return

Form language English Hindi

Refer the instruction kit for filing the form.

I. REGISTRATION AND OTHER DETAILS

(i) * Corporate Identification Number (CIN) of the company

U74899DL1995PLC066685

Pre-fill

Global Location Number (GLN) of the company

* Permanent Account Number (PAN) of the company

AAACT2438A

(ii) (a) Name of the company

TATA TELESERVICES LIMITED

(b) Registered office address

10TH FLOOR, TOWER I, JEEVAN BHARATI, 124
CONNAUGHT CIRCUS
NEW DELHI
Delhi
110001

(c) *e-mail ID of the company

rishabh.aditya@tatatel.co.in

(d) *Telephone number with STD code

01123327072

(e) Website

(iii) Date of Incorporation

23/03/1995

(iv)	Type of the Company	Category of the Company	Sub-category of the Company
	Public Company	Company limited by shares	Indian Non-Government company

(v) Whether company is having share capital

Yes No

(vi) *Whether shares listed on recognized Stock Exchange(s)

Yes No

(b) CIN of the Registrar and Transfer Agent

U72200TG1987PLC007288

Pre-fill

Name of the Registrar and Transfer Agent

XL SOFTECH SYSTEMS LIMITED

Registered office address of the Registrar and Transfer Agents

3, SAGAR SOCEITY, RD NO.2, BANJARA HILLS,
HYDERABAD-5

(vii) *Financial year From date (DD/MM/YYYY) To date (DD/MM/YYYY)

(viii) *Whether Annual general meeting (AGM) held Yes No

(a) If yes, date of AGM

(b) Due date of AGM

(c) Whether any extension for AGM granted Yes No

(f) Specify the reasons for not holding the same

To be held on June 29, 2021

II. PRINCIPAL BUSINESS ACTIVITIES OF THE COMPANY



*Number of business activities

S.No	Main Activity group code	Description of Main Activity group	Business Activity Code	Description of Business Activity	% of turnover of the company
1	J	Information and communication	J5	Wired, wireless or satellite Telecommunication activities	100

III. PARTICULARS OF HOLDING, SUBSIDIARY AND ASSOCIATE COMPANIES (INCLUDING JOINT VENTURES)

*No. of Companies for which information is to be given

Pre-fill All

S.No	Name of the company	CIN / FCRN	Holding/ Subsidiary/Associate/ Joint Venture	% of shares held
1	TATA SONS PRIVATE LIMITED	U99999MH1917PTC000478	Holding	93.28
2	MMP MOBI WALLET PAYMENT 	U64201DL2010PLC205811	Subsidiary	100
3	NVS TECHNOLOGIES LIMITED	U74140DL2014PLC271505	Subsidiary	100
4	TTL MOBILE PRIVATE LIMITED	U64201MH2007PTC169408	Subsidiary	100
5	TATA TELESERVICES (MAHARA 	L64200MH1995PLC086354	Subsidiary	74.56

IV. SHARE CAPITAL, DEBENTURES AND OTHER SECURITIES OF THE COMPANY

(i) *SHARE CAPITAL

(a) Equity share capital

Particulars	Authorised capital	Issued capital	Subscribed capital	Paid up capital
Total number of equity shares	52,630,000,000	12,408,449,724	12,408,449,724	12,408,449,724
Total amount of equity shares (in Rupees)	526,300,000,000	124,084,497,240	124,084,497,240	124,084,497,240

Number of classes

1

Class of Shares	Authorised capital	Issued capital	Subscribed capital	Paid up capital
Number of equity shares	52,630,000,000	12,408,449,724	12,408,449,724	12,408,449,724
Nominal value per share (in rupees)	10	10	10	10
Total amount of equity shares (in rupees)	526,300,000,000	124,084,497,240	124,084,497,240	124,084,497,240

(b) Preference share capital

Particulars	Authorised capital	Issued capital	Subscribed capital	Paid-up capital
Total number of preference shares	5,252,000,000	3,383,683,041	3,383,683,041	3,383,683,041
Total amount of preference shares (in rupees)	525,200,000,000	338,368,304,100	338,368,304,100	338,368,304,100

Number of classes

2

Class of shares	Authorised capital	Issued capital	Subscribed capital	Paid up capital
Number of preference shares	630,000,000	630,000,000	630,000,000	630,000,000
Nominal value per share (in rupees)	100	100	100	100
Total amount of preference shares (in rupees)	63,000,000,000	63,000,000,000	63,000,000,000	63,000,000,000
Class of shares	Authorised capital	Issued capital	Subscribed capital	Paid up capital
Number of preference shares	4,622,000,000	2,753,683,041	2,753,683,041	2,753,683,041
Nominal value per share (in rupees)	100	100	100	100
Total amount of preference shares (in rupees)	462,200,000,000	275,368,304,100	275,368,304,100	275,368,304,100

(c) Unclassified share capital

Particulars	Authorised Capital
Total amount of unclassified shares	0

(d) Break-up of paid-up share capital

Class of shares	Number of shares	Total nominal amount	Total Paid-up amount	Total premium
Equity shares				
At the beginning of the year	6,704,513,194	67,045,131,940	67,045,131,940	
Increase during the year	5,703,936,530	57,039,365,300	57,039,365,300	0
i. Public Issues	0	0	0	0
ii. Rights issue	0	0	0	0
iii. Bonus issue	0	0	0	0
iv. Private Placement/ Preferential allotment	0	0	0	0
v. ESOPs	0	0	0	0
vi. Sweat equity shares allotted	0	0	0	0
vii. Conversion of Preference share	4,303,936,530	43,039,365,300	43,039,365,300	
viii. Conversion of Debentures	1,400,000,000	14,000,000,000	14,000,000,000	
ix. GDRs/ADRs	0	0	0	0
x. Others, specify				
Decrease during the year	0	0	0	0
i. Buy-back of shares	0	0	0	0
ii. Shares forfeited	0	0	0	0
iii. Reduction of share capital	0	0	0	0
iv. Others, specify				
At the end of the year	12,408,449,724	124,084,497,240	124,084,497,240	
Preference shares				
At the beginning of the year	3,814,076,694	381,407,669,400	381,407,669,400	

Increase during the year	0	0	0	0
i. Issues of shares	0	0	0	0
ii. Re-issue of forfeited shares	0	0	0	0
iii. Others, specify				
Decrease during the year	430,393,653	43,039,365,300	43,039,365,300	0
i. Redemption of shares	430,393,653	43,039,365,300	43,039,365,300	
ii. Shares forfeited	0	0	0	0
iii. Reduction of share capital	0	0	0	0
iv. Others, specify				
At the end of the year	3,383,683,041	338,368,304,100	338,368,304,100	

(ii) Details of stock split/consolidation during the year (for each class of shares)

0

Class of shares		(i)	(ii)	(iii)
Before split / Consolidation	Number of shares			
	Face value per share			
After split / Consolidation	Number of shares			
	Face value per share			

(iii) Details of shares/Debentures Transfers since closure date of last financial year (or in the case of the first return at any time since the incorporation of the company) *

Nil

[Details being provided in a CD/Digital Media]

Yes No Not Applicable

Separate sheet attached for details of transfers

Yes No

Note: In case list of transfer exceeds 10, option for submission as a separate sheet attachment or submission in a CD/Digital Media may be shown.

Date of the previous annual general meeting

Date of registration of transfer (Date Month Year) <input type="text"/>			
Type of transfer	<input type="text"/>	1 - Equity, 2- Preference Shares,3 - Debentures, 4 - Stock	
Number of Shares/ Debentures/ Units Transferred	<input type="text"/>	Amount per Share/ Debenture/Unit (in Rs.)	<input type="text"/>
Ledger Folio of Transferor <input type="text"/>			
Transferor's Name	<input type="text"/>	<input type="text"/>	<input type="text"/>
	Surname	middle name	first name
Ledger Folio of Transferee <input type="text"/>			
Transferee's Name	<input type="text"/>	<input type="text"/>	<input type="text"/>
	Surname	middle name	first name

Date of registration of transfer (Date Month Year) <input type="text"/>			
Type of transfer	<input type="text"/>	1 - Equity, 2- Preference Shares,3 - Debentures, 4 - Stock	
Number of Shares/ Debentures/ Units Transferred	<input type="text"/>	Amount per Share/ Debenture/Unit (in Rs.)	<input type="text"/>
Ledger Folio of Transferor <input type="text"/>			
Transferor's Name	<input type="text"/>	<input type="text"/>	<input type="text"/>
	Surname	middle name	first name
Ledger Folio of Transferee <input type="text"/>			
Transferee's Name	<input type="text"/>	<input type="text"/>	<input type="text"/>
	Surname	middle name	first name

(iv) *Indebtedness including debentures (Outstanding as at the end of financial year)

Particulars	Number of units	Nominal value per unit	Total value
Non-convertible debentures	0	0	0
Partly convertible debentures	0	0	0
Fully convertible debentures	364,500,000	100	32,888,204,986
Secured Loans (including interest outstanding/accrued but not due for payment) excluding deposits			17,737,015,557
Unsecured Loans (including interest outstanding/accrued but not due for payment) excluding deposits			191,785,372,506
Deposit			0
Total			242,410,593,049

Details of debentures

Class of debentures	Outstanding as at the beginning of the year	Increase during the year	Decrease during the year	Outstanding as at the end of the year
Non-convertible debentures	0	0	0	0
Partly convertible debentures	0	0	0	0
Fully convertible debentures	42,365,042,447	4,523,162,539	14,000,000,000	32,888,204,986

(v) Securities (other than shares and debentures)

1

Type of Securities	Number of Securities	Nominal Value of each Unit	Total Nominal Value	Paid up Value of each Unit	Total Paid up Value
Commercial Papers	77,300	500000	38,650,000,000	500000	38,650,000,000
Total	77,300		38,650,000,000		38,650,000,000

V. *Turnover and net worth of the company (as defined in the Companies Act, 2013)**(i) Turnover**

16,046,627,811

(ii) Net worth of the Company

-177,931,634,068

VI. (a) *SHARE HOLDING PATTERN - Promoters

S. No.	Category	Equity	Preference
--------	----------	--------	------------

		Number of shares	Percentage	Number of shares	Percentage
1.	Individual/Hindu Undivided Family				
	(i) Indian	0	0	0	0
	(ii) Non-resident Indian (NRI)	0	0	0	0
	(iii) Foreign national (other than NRI)	0	0	0	0
2.	Government				
	(i) Central Government	0	0	0	0
	(ii) State Government	0	0	0	0
	(iii) Government companies	0	0	0	0
3.	Insurance companies	0	0	0	0
4.	Banks	0	0	0	0
5.	Financial institutions	0	0	0	0
6.	Foreign institutional investors	0	0	0	0
7.	Mutual funds	0	0	0	0
8.	Venture capital	0	0	0	0
9.	Body corporate (not mentioned above)	9,298,803,839	74.94	3,383,683,041	100
10.	Others	0	0	0	0
	Total	9,298,803,839	74.94	3,383,683,041	100

Total number of shareholders (promoters)

1

(b) *SHARE HOLDING PATTERN - Public/Other than promoters

S. No.	Category	Equity		Preference	
		Number of shares	Percentage	Number of shares	Percentage
1.	Individual/Hindu Undivided Family				
	(i) Indian	22,901,526	0.18	0	0
	(ii) Non-resident Indian (NRI)	0	0	0	0
	(iii) Foreign national (other than NRI)	0	0	0	0

2.	Government				
	(i) Central Government	0	0	0	0
	(ii) State Government	0	0	0	0
	(iii) Government companies	0	0	0	0
3.	Insurance companies	0	0	0	0
4.	Banks	55,000,000	0.44	0	0
5.	Financial institutions	0	0	0	0
6.	Foreign institutional investors	316,043,561	2.55	0	0
7.	Mutual funds	0	0	0	0
8.	Venture capital	48,000,000	0.39	0	0
9.	Body corporate (not mentioned above)	2,667,700,798	21.5	0	0
10.	Others	0	0	0	0
	Total	3,109,645,885	25.06	0	0

Total number of shareholders (other than promoters)

30

Total number of shareholders (Promoters+Public/
Other than promoters)

31

(c) *Details of Foreign institutional investors' (FIIs) holding shares of the company

2

Name of the FII	Address	Date of Incorporation	Country of Incorporation	Number of shares held	% of shares held
Aranda Investments (I)	Aranda Investments (Mauritius) Pt	10/03/2004	MU	303,888,039	2.45
Baytree Investments (I)	Baytree Investments (Mauritius) Pt	10/03/2004	MU	12,155,522	

**VII. *NUMBER OF PROMOTERS, MEMBERS, DEBENTURE HOLDERS
(Details, Promoters, Members (other than promoters), Debenture holders)**

Details	At the beginning of the year	At the end of the year
Promoters	1	1
Members (other than promoters)	34	30
Debenture holders	2	1

VIII. DETAILS OF DIRECTORS AND KEY MANAGERIAL PERSONNEL






(A) *Composition of Board of Directors

Category	Number of directors at the beginning of the year		Number of directors at the end of the year		Percentage of shares held by directors as at the end of year	
	Executive	Non-executive	Executive	Non-executive	Executive	Non-executive
A. Promoter	0	3	0	3	0	0
B. Non-Promoter	0	2	0	2	0	0
(i) Non-Independent	0	0	0	0	0	0
(ii) Independent	0	2	0	2	0	0
C. Nominee Directors representing	0	0	0	0	0	0
(i) Banks & FIs	0	0	0	0	0	0
(ii) Investing institutions	0	0	0	0	0	0
(iii) Government	0	0	0	0	0	0
(iv) Small share holders	0	0	0	0	0	0
(v) Others	0	0	0	0	0	0
Total	0	5	0	5	0	0

Number of Directors and Key managerial personnel (who is not director) as on the financial year end date

8

(B) (i) *Details of directors and Key managerial personnel as on the closure of financial year

Name	DIN/PAN	Designation	Number of equity share(s) held	Date of cessation (after closure of financial year : If any)
AMUR S LAKSHMINAR 	08616830	Additional director	0	
NARENDRA DAMODAR 	02435444	Director	0	
BHARATI RAO	01892516	Director	0	
ANKUR VERMA	07972892	Director	0	
NARASIMHAN SRINATH 	00058133	Director	0	
ILANGO VAN GNANAPIL 	ACNPG6706E	CFO	0	
RISHABH NATH ADITYA 	AACPA4865F	Company Secretary	0	

Name	DIN/PAN	Designation	Number of equity share(s) held	Date of cessation (after closure of financial year : If any)
HARJIT SINGH	ACSPS9782P	Manager	0	

(ii) Particulars of change in director(s) and Key managerial personnel during the year

3

Name	DIN/PAN	Designation at the beginning / during the financial year	Date of appointment/ change in designation/ cessation	Nature of change (Appointment/ Change in designation/ Cessation)
HARJIT SINGH	ACSPS9782P	Manager	17/08/2020	Appointment
AMUR S LAKSHMINAR	08616830	Additional director	05/11/2020	Appointment
SAURABH AGRAWAL	02144558	Director	05/11/2020	Cessation

IX. MEETINGS OF MEMBERS/CLASS OF MEMBERS/BOARD/COMMITTEES OF THE BOARD OF DIRECTORS

A. MEMBERS/CLASS /REQUISITIONED/NCLT/COURT CONVENED MEETINGS

Number of meetings held

1

Type of meeting	Date of meeting	Total Number of Members entitled to attend meeting	Attendance	
			Number of members attended	% of total shareholding
Annual General Meeting	22/09/2020	35	8	91.06

B. BOARD MEETINGS

*Number of meetings held

6

S. No.	Date of meeting	Total Number of directors associated as on the date of meeting	Attendance	
			Number of directors attended	% of attendance
1	02/06/2020	5	5	100
2	17/08/2020	5	5	100
3	26/08/2020	5	5	100
4	05/11/2020	6	6	100
5	18/02/2021	5	5	100
6	23/03/2021	5	5	100

C. COMMITTEE MEETINGS

Number of meetings held

5

S. No.	Type of meeting	Date of meeting	Total Number of Members as on the date of the meeting	Attendance	
				Number of members attended	% of attendance
1	Audit Committee	02/06/2020	3	3	100
2	Audit Committee	26/08/2020	3	3	100
3	Audit Committee	05/11/2020	3	3	100
4	Audit Committee	18/02/2021	3	3	100
5	Nomination and	17/08/2020	4	4	100

D. *ATTENDANCE OF DIRECTORS

S. No.	Name of the director	Board Meetings			Committee Meetings			Whether attended AGM held on
		Number of Meetings which director was entitled to attend	Number of Meetings attended	% of attendance	Number of Meetings which director was entitled to attend	Number of Meetings attended	% of attendance	
1	AMUR S LAKSHMI	3	3	100	0	0	0	
2	NARENDRA D	6	6	100	5	5	100	
3	BHARATI RAO	6	6	100	5	5	100	
4	ANKUR VERMA	6	6	100	4	4	100	
5	NARASIMHAN	6	6	100	5	5	100	

X. *REMUNERATION OF DIRECTORS AND KEY MANAGERIAL PERSONNEL Nil

Number of Managing Director, Whole-time Directors and/or Manager whose remuneration details to be entered

1

S. No.	Name	Designation	Gross Salary	Commission	Stock Option/Sweat equity	Others	Total Amount
1	HARJIT SINGH	MANAGER	17,773,718	0	0	565,402	0
	Total		17,773,718	0	0	565,402	0

Number of CEO, CFO and Company secretary whose remuneration details to be entered

2

S. No.	Name	Designation	Gross Salary	Commission	Stock Option/Sweat equity	Others	Total Amount
--------	------	-------------	--------------	------------	---------------------------	--------	--------------

S. No.	Name	Designation	Gross Salary	Commission	Stock Option/ Sweat equity	Others	Total Amount
1	ILANGO VAN GNAN +	CFO	17,309,334	0	0	2,861,838	0
2	RISHABH NATH AL +	Company Secre +	5,227,480	0	0	2,708,088	0
	Total		22,536,814	0	0	5,569,926	0

Number of other directors whose remuneration details to be entered

6

S. No.	Name	Designation	Gross Salary	Commission	Stock Option/ Sweat equity	Others	Total Amount
1	SAURABH AGRAW +	Director	0			100,000	0
2	AMUR S LAKSHMI +	Director	0			60,000	0
3	NARENDRA DAMC +	Director	0			1,100,000	0
4	BHARATI RAO	Director	0			1,100,000	0
5	ANKUR VERMA	Director	0			200,000	0
6	NARASIMHAN SRI +	Director	0			140,000	0
	Total		0			2,700,000	0

XI. MATTERS RELATED TO CERTIFICATION OF COMPLIANCES AND DISCLOSURES

* A. Whether the company has made compliances and disclosures in respect of applicable provisions of the Companies Act, 2013 during the year Yes No

B. If No, give reasons/observations

XII. PENALTY AND PUNISHMENT - DETAILS THEREOF

(A) DETAILS OF PENALTIES / PUNISHMENT IMPOSED ON COMPANY/DIRECTORS /OFFICERS Nil

Name of the company/ directors/ officers	Name of the court/ concerned Authority	Date of Order	Name of the Act and section under which penalised / punished	Details of penalty/ punishment	Details of appeal (if any) including present status

(B) DETAILS OF COMPOUNDING OF OFFENCES Nil

Name of the company/ directors/ officers	Name of the court/ concerned Authority	Date of Order	Name of the Act and section under which offence committed	Particulars of offence	Amount of compounding (in Rupees)

XIII. Whether complete list of shareholders, debenture holders has been enclosed as an attachment

Yes No

XIV. COMPLIANCE OF SUB-SECTION (2) OF SECTION 92, IN CASE OF LISTED COMPANIES

In case of a listed company or a company having paid up share capital of Ten Crore rupees or more or turnover of Fifty Crore rupees or more, details of company secretary in whole time practice certifying the annual return in Form MGT-8.

Name

Whether associate or fellow

Associate Fellow

Certificate of practice number

I/We certify that:

- (a) The return states the facts, as they stood on the date of the closure of the financial year aforesaid correctly and adequately.
 (b) Unless otherwise expressly stated to the contrary elsewhere in this Return, the Company has complied with all the provisions of the Act during the financial year.

Declaration

I am Authorised by the Board of Directors of the company vide resolution no. ... dated

(DD/MM/YYYY) to sign this form and declare that all the requirements of the Companies Act, 2013 and the rules made thereunder in respect of the subject matter of this form and matters incidental thereto have been complied with. I further declare that:

- Whatever is stated in this form and in the attachments thereto is true, correct and complete and no information material to the subject matter of this form has been suppressed or concealed and is as per the original records maintained by the company.
- All the required attachments have been completely and legibly attached to this form.

Note: Attention is also drawn to the provisions of Section 447, section 448 and 449 of the Companies Act, 2013 which provide for punishment for fraud, punishment for false statement and punishment for false evidence respectively.

To be digitally signed by

Director

DIN of the director

To be digitally signed by

Company Secretary

Company secretary in practice

Membership number

Certificate of practice number

Attachments

1. List of share holders, debenture holders
2. Approval letter for extension of AGM;
3. Copy of MGT-8;
4. Optional Attachment(s), if any

Attach
Attach
Attach
Attach

List of attachments

--

Remove attachment

Modify

Check Form

Prescrutiny

Submit

This eForm has been taken on file maintained by the Registrar of Companies through electronic mode and on the basis of statement of correctness given by the company